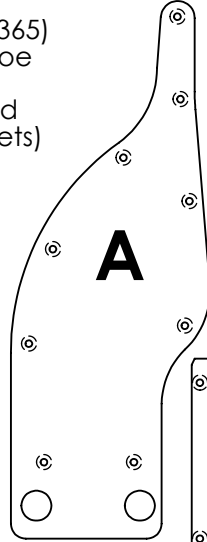


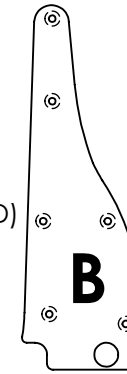
# CASE 3020 NEW HOLLAND 740CF

Complete Sets			Skid Quantity Reference					Rivets per Kit
			A	B	C	D	E	
35' - SD	Black	83314	1	1	71	0	0	370
30' - SD	Black	83315	1	1	61	0	0	320
25' - SD	Black	83316	1	1	51	0	0	270
20' - SD	Black	83317	1	1	41	0	0	220
35' - DD	Black	83558	1	0	71	1	1	370
30' - DD	Black	83559	1	0	61	1	1	320
25' - DD	Black	83560	1	0	51	1	1	270
20' - DD	Black	83561	1	0	41	1	1	220

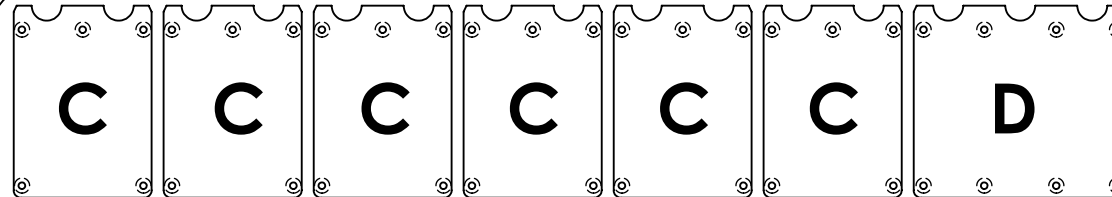
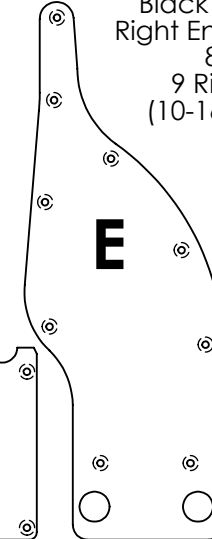
Black - 41851 (22365)  
Left End Skid Shoe  
8.5" X 22.5"  
9 Rivets per Skid  
(10-16 pound rivets)



Black - 41850 (22364)  
Right End Skid Shoe (SD)  
5" X 15.25"  
6 Rivets per Skid  
(10-16 pound rivets)



Black - 42128 (22521)  
Right End Skid Shoe (DD)  
8.5" X 22.5"  
9 Rivets per Skid  
(10-16 pound rivets)



Black - 41854 (20821)  
Center Skid Shoe  
5.75" X 8"  
(5) 10-16 Rivets  
(2) 16-16 Rivets for Flex Arm Support Skids

Black - 42129 (22522)  
Right Skid Shoe  
8.75" X 8"  
8 Rivets per Skid  
(10-16 pound rivets)



120 Eastgate Drive SE  
PO Box 7  
Hutchinson, MN 55350

1-800-788-6483  
1-320-587-2322  
1-320-587-6112 (Fax)

WWW.MAYWES.COM