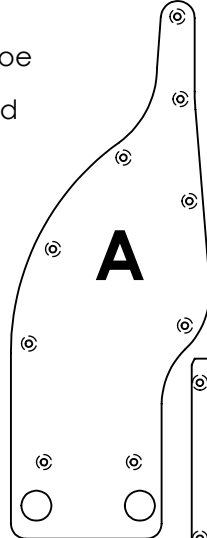


CASE 3020 NEW HOLLAND 740CF

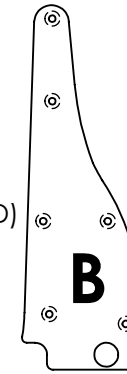
Complete Sets			Skid Quantity Reference					Rivets per Kit
			A	B	C	D	E	
35' - SD	Black	83314	1	1	71	1	0	380
30' - SD	Black	83315	1	1	61	1	0	330
25' - SD	Black	83316	1	1	51	1	0	280
20' - SD	Black	83317	1	1	41	1	0	230
35' - DD	Black	83558	1	0	71	1	1	385
30' - DD	Black	83559	1	0	61	1	1	335
25' - DD	Black	83560	1	0	51	1	1	285
20' - DD	Black	83561	1	0	41	1	1	235

Black - 41851
Left End Skid Shoe
8.5" X 22.5"
9 Rivets per Skid



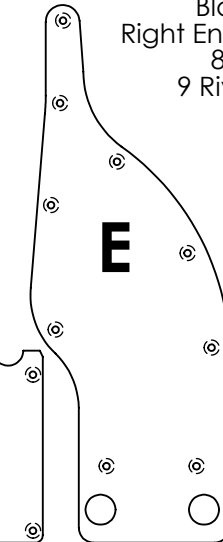
A

Black - 41850
Right End Skid Shoe (SD)
5" X 15.25"
6 Rivets per Skid

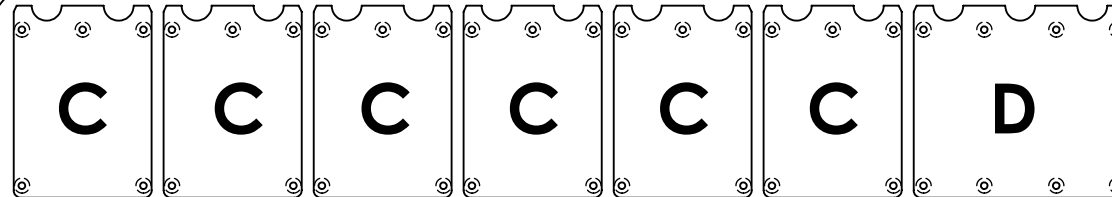


B

Black - 42128
Right End Skid Shoe (DD)
8.5" X 22.5"
9 Rivets per Skid



E



C

C

C

C

C

C

D

Black - 41854
Center Skid Shoe
5.75" X 8"
(5) Rivets per Skid

Black - 42129
Right Skid Shoe
8.75" X 8"
8 Rivets per Skid



120 Eastgate Drive SE
PO Box 7
Hutchinson, MN 55350

1-800-788-6483
1-320-587-2322
1-320-587-6112 (Fax)

WWW.MAYWES.COM